

2023 annual report to the
Community

Port Broughton Area School

Port Broughton Area School number: 741

Partnership: Northern Yorke



School principal:

Joelene Anderson

A handwritten signature in black ink.

Signature



Date of endorsement:

11/02/2024

Context Statement

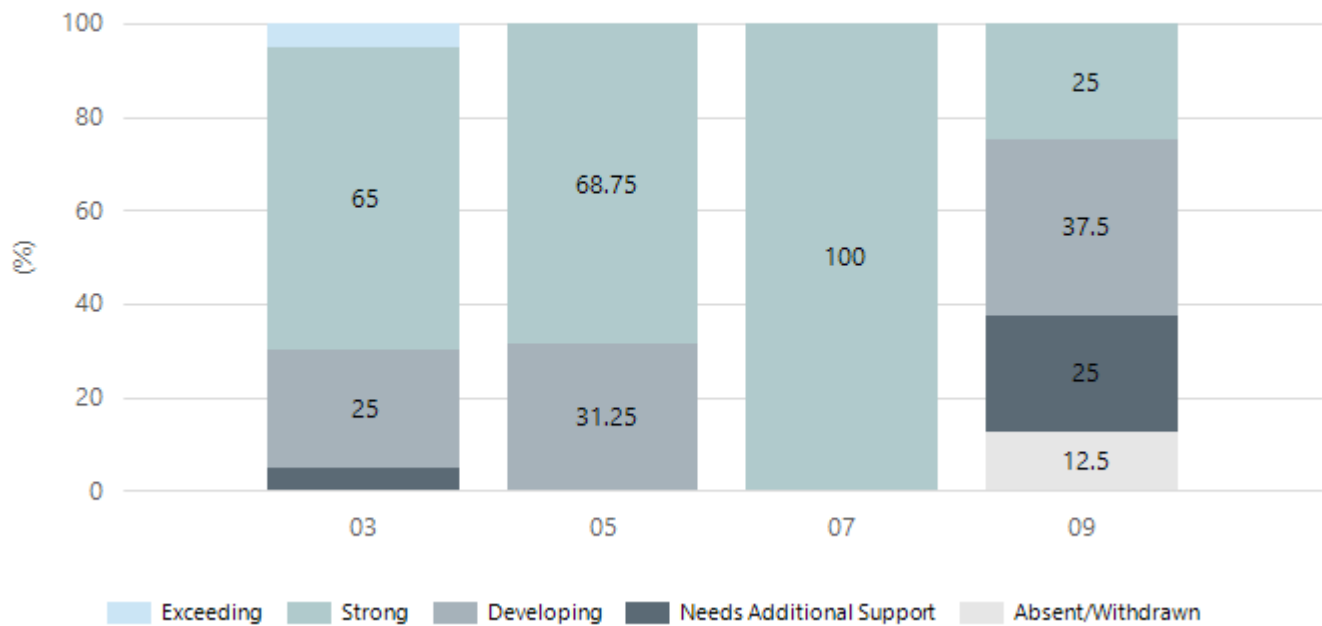
Port Broughton Area School caters for students from R-12. At the time of this report, the enrolment in 2023 is 142. Port Broughton Area School is classified as Category 5 on the Department for Education Index of Educational Disadvantage. At the time of this report, the school population includes 4% Aboriginal students, 6% students with disabilities. Further information about the school is available on the school's website (including its context statement), as well as the My School website.

Performance Summary

NAPLAN Proficiency

In 2023, the Australian Curriculum, Assessment and Reporting Authority (ACARA) - a Commonwealth Independent statutory authority - announced changes to NAPLAN performance reporting. This new way of reporting by ACARA that NAPLAN results from 2023 will not be comparable to previous years. The new approach replaces the previous numerical NAPLAN bands and the national minimum standard.

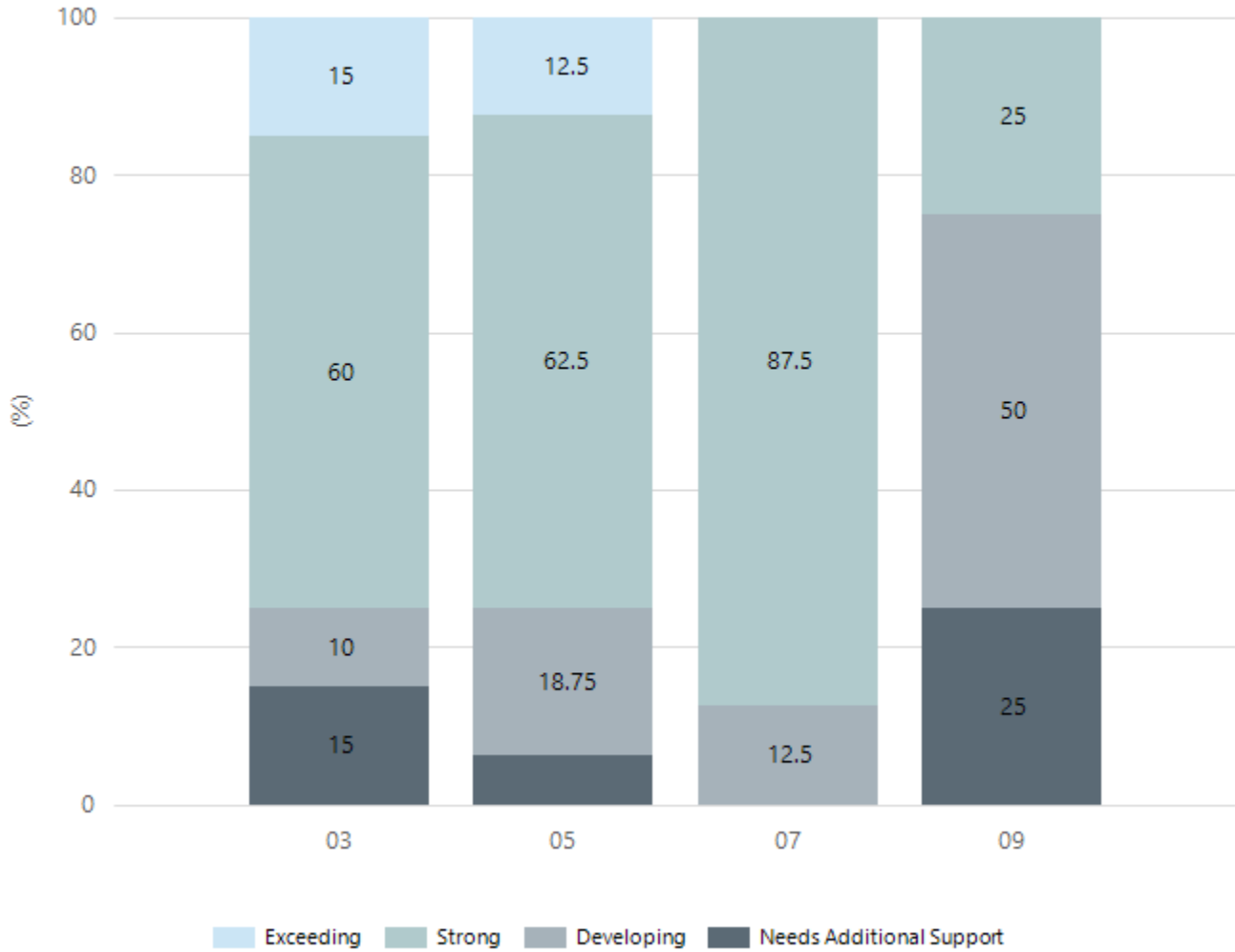
Numeracy



Year Level	03	05	07	09
Exceeding	1			
Strong	13	11	8	2
Developing	5	5		3
Needs Additional Support	1			2
Absent/Withdrawn				1
Total	20	16	8	8

Data Source: Department for Education Assessment Data Holdings, 2023. When there are less than six students in a cohort, no data is supplied.

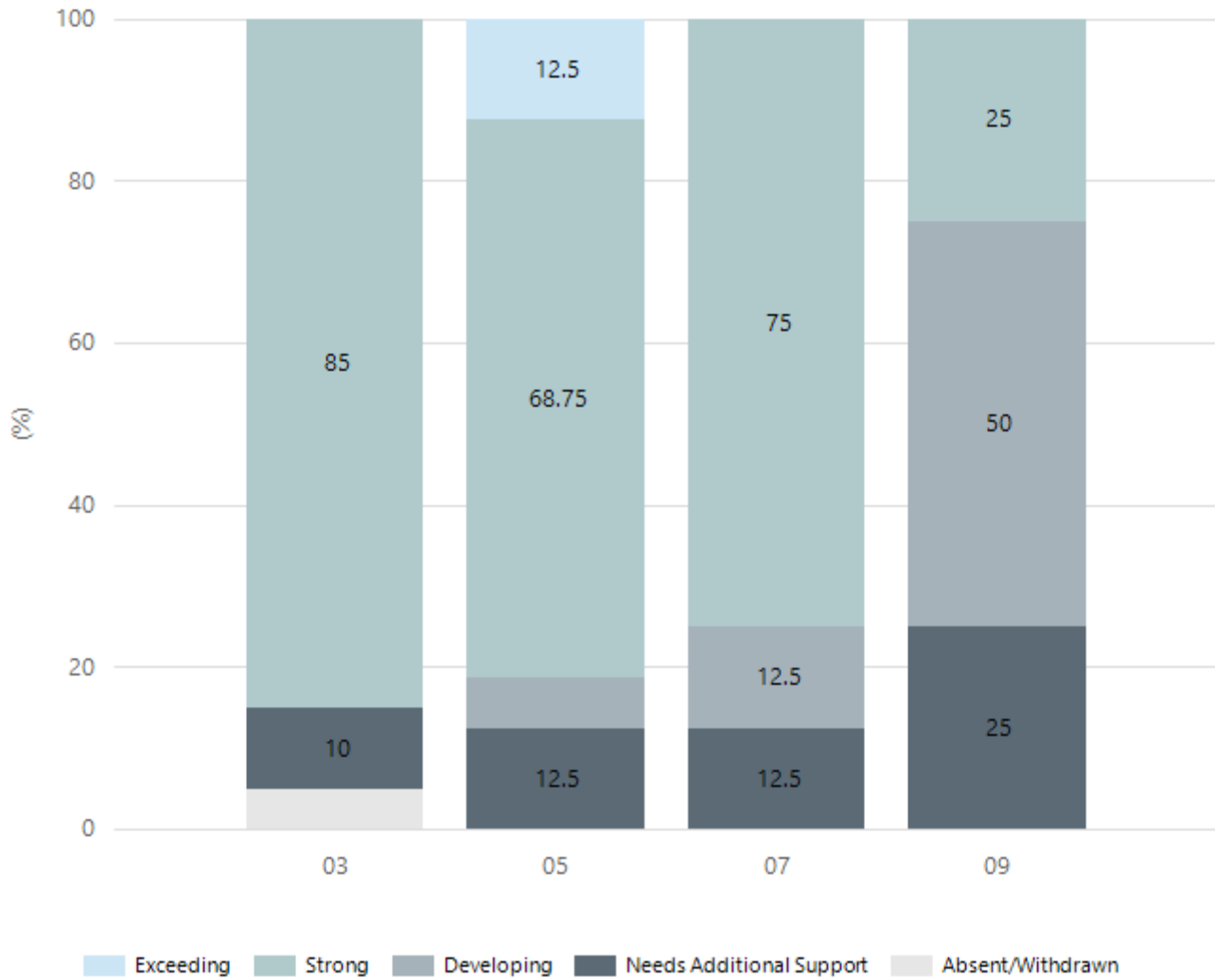
Reading



Year Level	03	05	07	09
Exceeding	3	2		
Strong	12	10	7	2
Developing	2	3	1	4
Needs Additional Support	3	1		2
Total	20	16	8	8

Data Source: Department for Education Assessment Data Holdings, 2023. When there are less than six students in a cohort, no data is supplied.

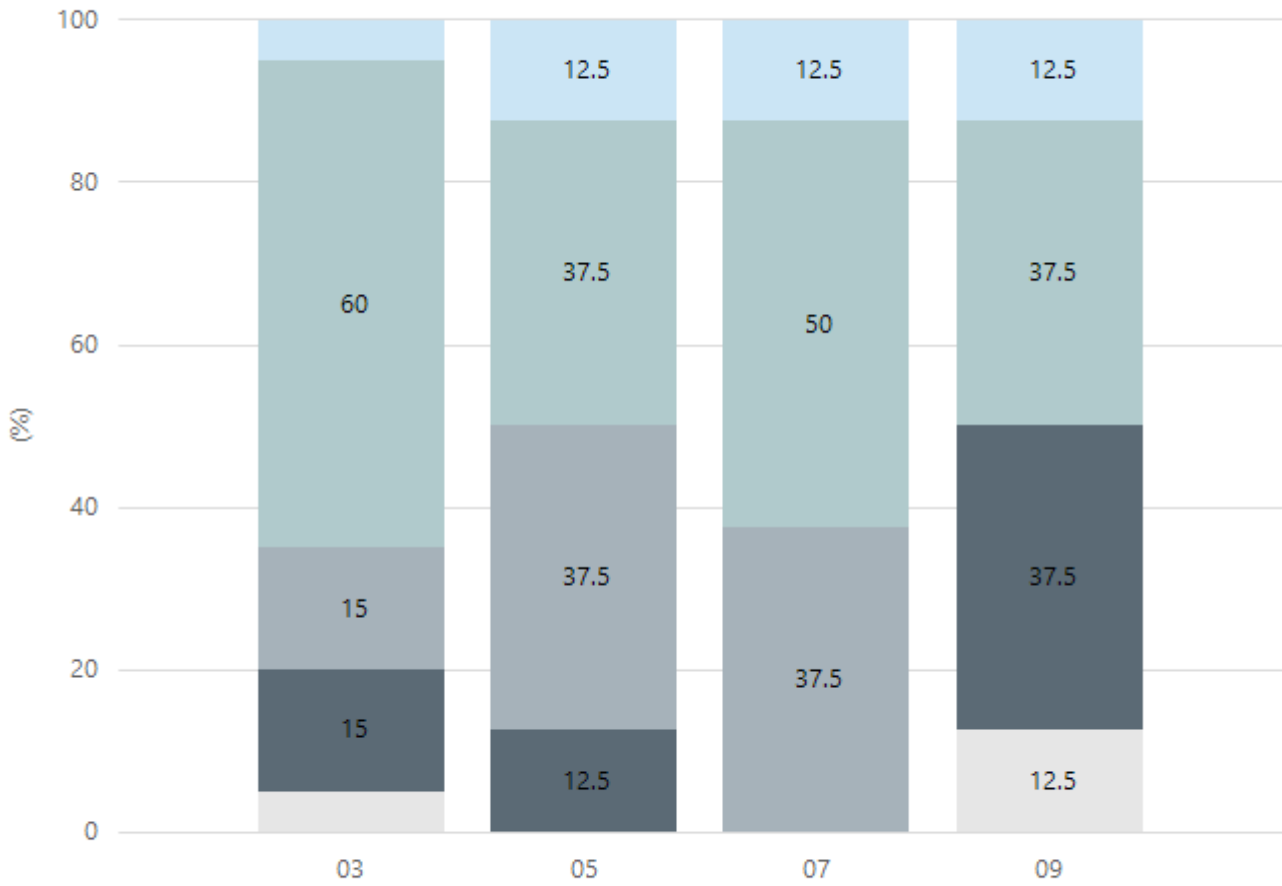
Writing



Year Level	03	05	07	09
Exceeding		2		
Strong	17	11	6	2
Developing		1	1	4
Needs Additional Support	2	2	1	2
Absent/Withdrawn	1			
Total	20	16	8	8

Data Source: Department for Education Assessment Data Holdings, 2023. When there are less than six students in a cohort, no data is supplied.

Grammar

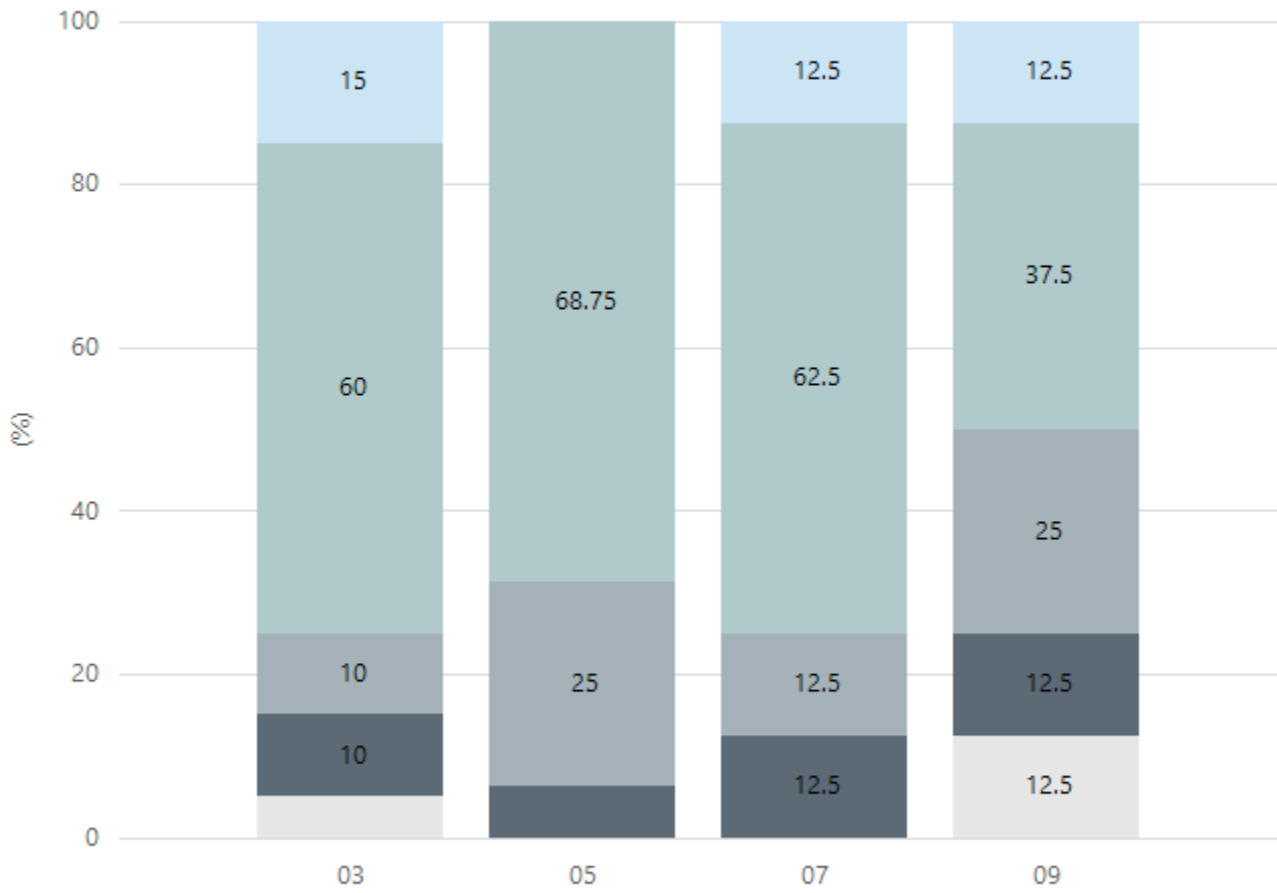


Exceeding Strong Developing Needs Additional Support Absent/Withdrawn

Year Level	03	05	07	09
Exceeding	1	2	1	1
Strong	12	6	4	3
Developing	3	6	3	
Needs Additional Support	3	2		3
Absent/Withdrawn	1			1
Total	20	16	8	8

Data Source: Department for Education Assessment Data Holdings, 2023. When there are less than six students in a cohort, no data is supplied.

Spelling



■ Exceeding
 ■ Strong
 ■ Developing
 ■ Needs Additional Support
 ■ Absent/Withdrawn

Year Level	03	05	07	09
Exceeding	3		1	1
Strong	12	11	5	3
Developing	2	4	1	2
Needs Additional Support	2	1	1	1
Absent/Withdrawn	1			1
Total	20	16	8	8

Data Source: Department for Education Assessment Data Holdings, 2023. When there are less than six students in a cohort, no data is supplied.

South Australian Certificate of Education - SACE

SACE Stage 2 Grades - Percentage of grades that are C- or above for attempted SACE subjects (SEA)

2020	2021	2022	2023
64%	88%	74%	100%

Data Source: SACE School Data Reports, as of February 2023 for 2020-2022. 2023 SACE results are School supplied data. When there are less than six students, no data is supplied. Due to rounding of percentages, total results may not add up to 100%.

SACE Stage 2 Grade Distribution

Grade	2020	2021	2022	2023
A+				2%
A	6%			
A-		4%	3%	5%
B+	6%	16%	18%	9%
B	8%	16%	21%	20%
B-	6%	16%	13%	20%
C+	22%	12%	15%	17%
C	11%	24%	3%	20%
C-	6%		3%	7%
D+	3%			

Data Source: SACE School Data Reports, as of February 2023 for 2020-2022. 2023 SACE results are School supplied data. When there are less than six students, no data is supplied. Due to rounding of percentages, total results may not add up to 100%.

SACE Completion - Percentage of completers out of those students who had the potential to complete their SACE in October that year

2020	2021	2022	2023
100%	83%	100%	100%

Data Source: SACE School Data Reports, as of February 2023 for 2020-2022. 2023 SACE results are School supplied data. When there are less than six students, no data is supplied. Due to rounding of percentages, total results may not add up to 100%.

Year 12 Students undertaking Vocational or Trade Training (VET)

	2021	2022	2023
Percentage of Year 12 students undertaking Vocational Training or Trade Training			
Percentage of Year 12 students attaining a Year 12 certificate or equivalent VET qualification			

Data Source: School supplied data

School Attendance

Year Level	2021	2022	2023
Reception	92.7%	87.5%	83.5%
Year 01	88.9%	85.7%	87.2%
Year 02	92.1%	87.6%	90.1%
Year 03	92.3%	84.2%	87.1%
Year 04	88.3%	86.4%	85.8%
Year 05	89.8%	86.7%	89.5%
Year 06	90.8%	90.7%	92.6%
Year 07	87.7%	82.9%	93.7%
Year 08	93.3%	80.9%	88.1%
Year 09	87.5%	83.3%	81.2%
Year 10	78.6%	89.7%	75.4%
Year 11	78.3%	85.5%	82.5%
Year 12	89.8%	82.6%	87.1%
Secondary Other	78.9%	100.0%	
Total	87.8%	86.7%	86.5%

Data Source: Department for Education Attendance Data, Semester 1 Report 2023. A blank cell indicates there we no students enrolled. 'Primary Other' includes students enrolled in specialised education options. 'Secondary Other' includes students who have already spent a year at Year 12 and elected to undertake further study at Year 12.

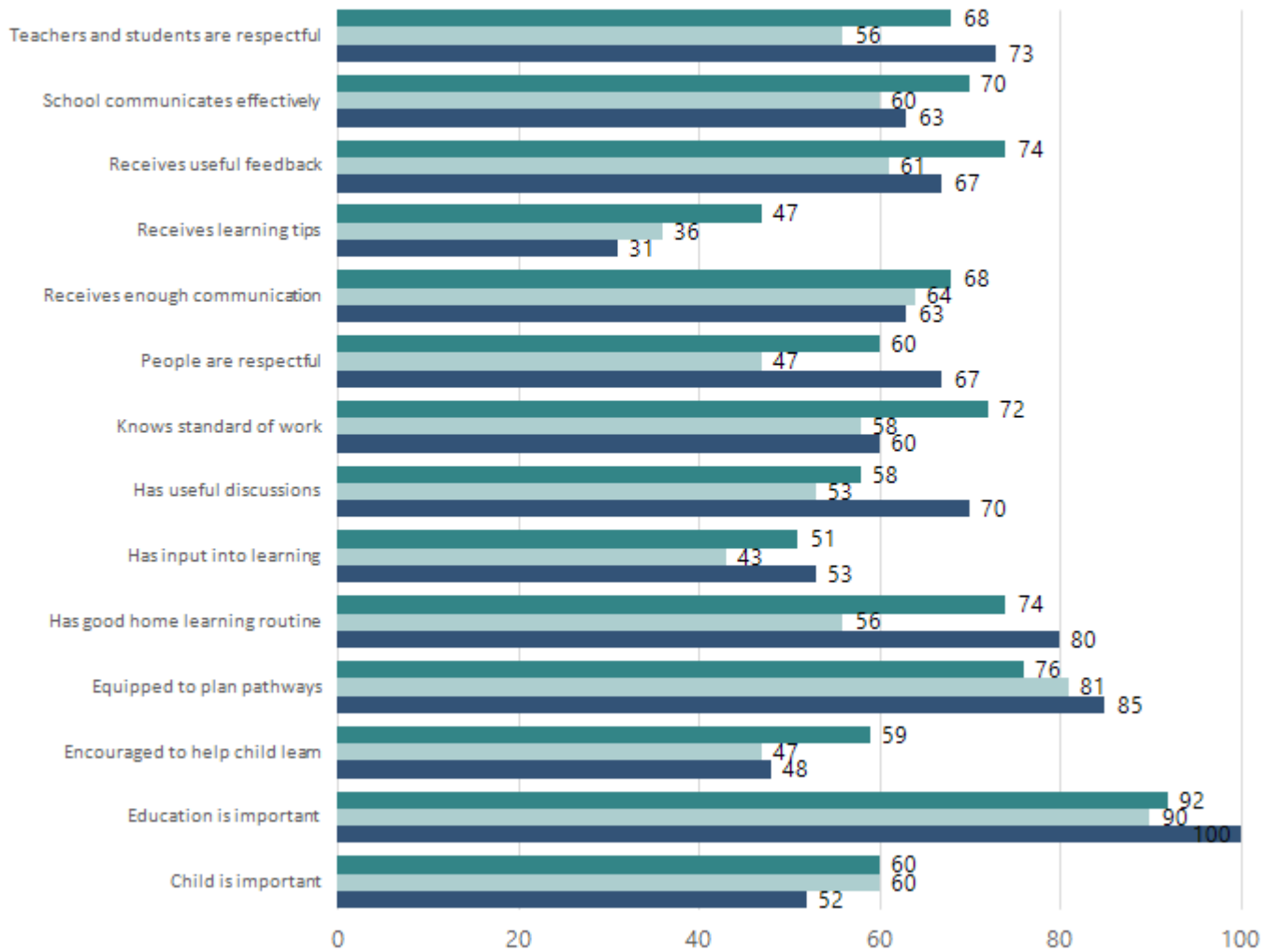
Attendance Comment

In South Australia, all children and young people must be in school from 6 years to 16 years old. They must attend a government or non-government school full time. From age 16 to 17 however, young people must attend school or an approved learning program (such as an apprenticeship, traineeship, accredited course or university). Schools and parents must encourage and support students to come to school every day. Parents and caregivers must make sure their child is enrolled in a school, and attends school all day and everyday it is open, unless a child is sick or has an approved exemption. Teachers and leaders actively follow up when a student misses school, including recording all absences and non-attendance. All schools in South Australia have local attendance procedures governed under the Education and Children's Services Regulations 2020.

Parent Opinion Survey Results

Proportion of agree/strongly agree response(%)

2021 2022 2023



Data Source: 2023 Department for Education Parent Opinions Survey, Term 3 2023.

Intended Destination

Leave Reason	Number	%
NG - ATTENDING NON-GOV SCHOOL IN SA	4	31.0%
PE - PAID EMPLOYMENT IN SA	2	15.0%
QL - LEFT SA FOR QLD	1	8.0%
TG - TRANSFERRED TO SA GOVERNMENT SCHOOL	4	31.0%
U - UNKNOWN	1	8.0%
WA - LEFT SA FOR WA	1	8.0%

Data Source: Department for Education Destination Data Report, 2023. Data extract term 3 2023. Data shows recorded destinations for students that left the school in the previous year. Data is uploaded by schools in term 3 and may not reflect final or total figures at time of report creation.

Highest Qualifications held by the teaching workforce and workforce composition

All teachers at this school are qualified and registered with the SA Teachers Registration Board.

Qualification Level	Number of Qualifications
Bachelor's degrees or Diplomas	12
Postgraduate Qualifications	5

Data Source: Data extracted from Mandatory Workforce Information Collections as on the last pay date of June 2023. As self-reported by staff in the system.

Please note: Data includes staff who are Actively employed and on extended paid leave. Please note only the highest qualification of the Teaching staff is reported. Excludes any number of other certifications earned.

Workforce composition including indigenous staff

	Teaching Staff		Non-Teaching Staff	
	Indigenous	Non-Indigenous	Indigenous	Non-Indigenous
Full-Time Equivalent	0.0	16.7	0.0	9.5
Persons	0.0	17.0	0.0	15.0

Data Source: Data extracted from Mandatory Workforce Information Collection as on the last pay date of June 2023.

Please note: Data includes staff who are actively employed and on extended paid leave. "Indigenous category" is self-reported by staff in the system.

Financial Statement

Funding Source	Amount
Grants: State	\$2727
Grants: Commonwealth	\$25112
Parent Contributions	\$187386
Fund Raising	\$3152
Other	\$44848

Data Source: School supplied data.

Governing Council Report

On behalf of the Governing Council, I would like to thank Principal, Joelene Anderson and Deputy Principal, Jessica Noble-Bawden for their support throughout the school year.

It has been great to have year free from COVID interruptions and learning was back to normal.

This year we welcomed Kirsty Patterson as Wellbeing Coordinator, and we are pleased to announce that Kirsty will be continuing in her role. We wish Ashleigh Schrader well in her new role.

Thanks to Peter Button for his dedication to making our grounds the best they can be for our students to enjoy, and for the newly established garden beds at the top entrance to the school.

This year was another successful year for our Agricultural students winning numerous awards at the Royal Adelaide Show and Copper Coast Show. Port Broughton Area School students are enthusiastic and proud of their achievements and are looking forward to continuing to build on their successes in 2024.

It was very pleasing to have the Canberra Ski resume after a few years of cancellations due to COVID, this was thoroughly enjoyed by all students who attended. The 5, 6 and 7 students enjoyed their camp to Port Vincent and the 8 and 9 students also enjoyed their camp to Woodhouse.

Once again Sean Broughton–Wright put on a wonderful book week parade for the students and parents to enjoy, with the teaching staff leading the way with some excellent green sheep costumes.

The Governing Council would like to acknowledge Nick Turra on a successful 2023 sports day, hosting the Bute and Snowtown primary schools for this event. We appreciate his effort to bring the event together each year on behalf of our school.

Thank you to all the staff at PBAS for their commitment and dedication providing our students with a range of learning opportunities to enable them to be successful in the future.

Also thank you to all the volunteers who helped support the school and governing council throughout the year with sports days, camps, canteen, spraying of the oval (McDonald family) and in the classroom.

Finally, I would like to acknowledge and thank the 2023 Governing Council councillors for their time, contributions and efforts throughout the year.

Governing Chairperson
Carly Barnes